

Topla Energy Truck

ORDER INFORMATION

Short code	ET11M
TAB ID	167912
DIN marking	61044
Quantity per EUR/CNT pallet	24/40 Pcs

TECHNICAL INFORMATION

Voltage	12 V
Capacity C20	110 Ah
CCA -18°C EN	720 A

DIMENSION AND WEIGHTS

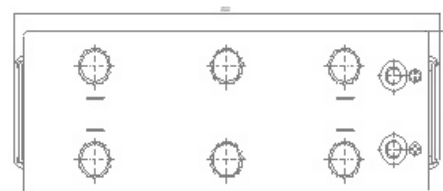
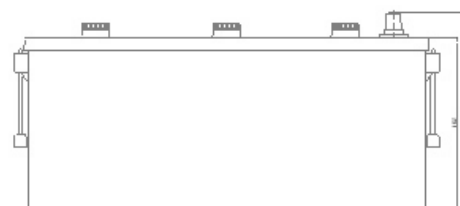
Length/Width/Height	509x175x182/208 mm
Total weight	31.1 kg

TECHNOLOGY

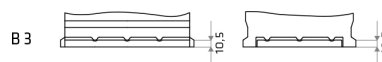
Type	Flooded
Grid type	Casted/Concasted
Grid alloy	Sb/Ca
Separator	PE
Electrolyte	1.28 g/cm3

BOX DESIGNS

Container type	MAC110
Colour	Black
Base hold down	B3
Cover type	Flat
Layout	3
Terminal	1



Base hold down



Layout

