

## Topla Energy Truck

### ORDER INFORMATION

Short code	ET13M
TAB ID	163912
DIN marking	63544
Quantity per EUR/CNT pallet	24/32 Pcs

### TECHNICAL INFORMATION

Voltage	12 V
Capacity C20	135 Ah
CCA -18°C EN	850 A

### DIMENSION AND WEIGHTS

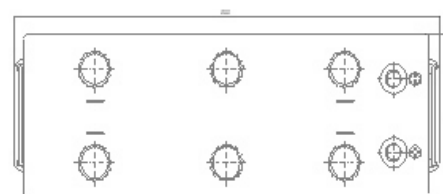
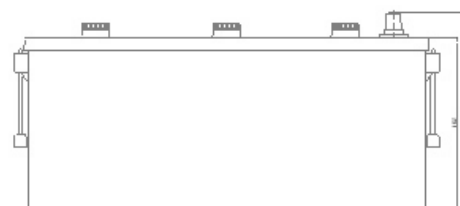
Length/Width/Height	509x175x182/208 mm
Total weight	33.3 kg

### TECHNOLOGY

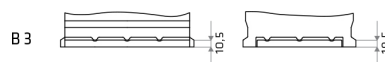
Type	Flooded
Grid type	Casted/Concasted
Grid alloy	Sb/Ca
Separator	PE
Electrolyte	1.28 g/cm3

### BOX DESIGNS

Container type	MAC110
Colour	Black
Base hold down	B3
Cover type	Flat
Layout	3
Terminal	1



#### Base hold down



#### Layout

