

# TAB STARTER BATTERIES



# TAB

TAB Polar  
TAB Polar Truck  
TAB Polar S  
TAB Magic  
TAB Magic Truck  
TAB Magic EFB Stop & Go  
TAB EcoDry AGM Stop & Go

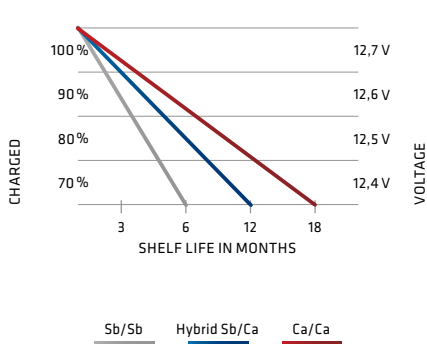
TAB was established in 1965 as a subsidiary of Lead Mine Mežica Holding in a region where different lead activities are more than 350 years old. Nowadays, TAB is producing a wide range of lead acid flooded, VRLA AGM and VRLA Gel batteries.

WE HAVE EXPERIENCE AND WE HAVE KNOWLEDGE –  
THEREFORE OUR HIGH QUALITY BATTERIES ARE KNOWN WORLDWIDE.  
WE ARE PROUD OF OUR DURABLE ENERGY – NOW ALREADY MORE THAN 50 YEARS.

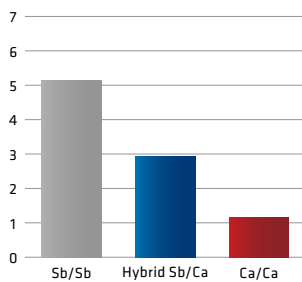
TAB Tovarna Akumulatorskih Baterij d. d., Polena 6, SI-2392 Mežica, Slovenia | info@tab.si | +386 (0)2 8702 300 | www.tab.si



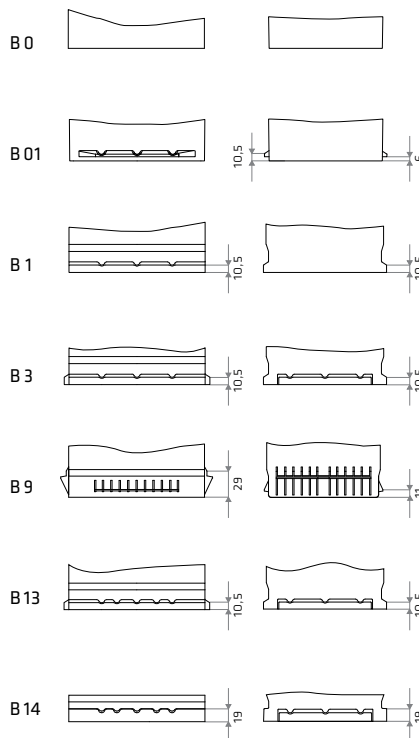
### Allowable shelf life (SELFDISCHARGE)



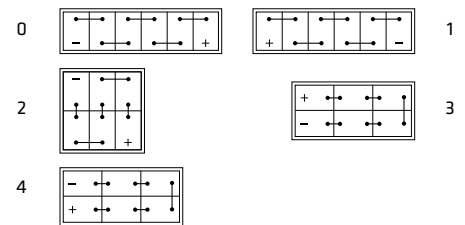
### Water consumption (g/Ah)



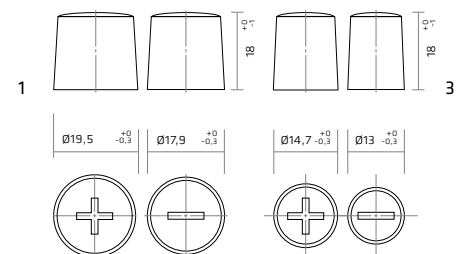
### Base hold down



### Layout



### Terminals



### Glossary of remarks

**K** KAMINA  
**H** HANDLE  
**KH** KAMINA HANDLE

**ME** MAGIC EYE  
**HD** HEAVY DUTY  
**JIS** JAPANESE POLES

**SMF** MAINTENANCE FREE = SEALED  
**A** POLE ADAPTER  
**AGM** ABSORBED GLASS MAT

TAB Polar is a battery produced using Ca/Ca expanded metal technology - designed for vehicles with entry level of electric equipment but with demand of superior starting, performance and reliability.

TAB Polar Truck is a battery produced using Sb/Ca expanded metal technology.

- + High starting capabilities
- + Reliable starting at extreme climatic conditions



## TAB Polar

Flooded starter batteries, Ca/Ca technology | CAR batteries



TAB ID	DIN marking	Short code	C20 (Ah)	Box Type	EN (A)	L×W×H (mm)	BHD	Layout	Weight (kg)	PCS per Pallet (EUR/CNT)	Remarks
245445	54506	P45	45	L0	400	175×175×190	B13	0	10,7	72/120	K
246036	53649 SMF	P36	36	L1B	330	207×175×175	B13	0	10,2	60/120	SMF, H
246646	54512 SMF	P45H	45	L1	400	207×175×190	B13	0	12,0	60/100	SMF, H
246250	55001 SMF	P50	50	L2B	450	242×175×175	B13	0	12,9	57/108	SMF, H
246455	55549 SMF	P55H	55	L2	500	242×175×190	B13	0	13,9	57/90	SMF, H
246263	56309 SMF	P63	63	L3B	600	278×175×175	B13	0	15,5	48/80	SMF, H, HD
246866	56609 SMF	P66H	66	L3	600	278×175×190	B13	0	16,2	48/80	SMF, H, HD
246292	59249 SMF	P92H	92	L4	800	315×175×190	B13	0	20,2	36/60	SMF, H, HD
246889	58803 SMF	P88	88	L5B	720	353×175×175	B13	0	20,0	36/72	SMF, H, HD
246888	58822 SMF	P88H	88	L5	760	353×175×190	B13	0	20,9	36/60	SMF, H, HD
245610	61002	P11H	110	L6	1000	394×175×190	B13	0	25,7	36/60	KH, HD

## TAB Polar Truck

Flooded starter batteries, Sb/Ca technology | TRUCK batteries

TAB ID	DIN marking	Short code	C20 (Ah)	Box Type	EN (A)	L×W×H (mm)	BHD	Layout	Weight (kg)	PCS per Pallet (EUR/CNT)	Remarks
116105	61028	TR11	110	60528	800	345×173×212/233	B0	0	26,2	36/48	H
116405	61028	TR11P	110	60528	800	345×173×212/233	B1	0	26,2	36/48	H
484912	61044	TR11M	110	MAC110	760	509×175×182/208	B3	3	30,2	24/40	H, HD
125810	62047	TR12	120	60528	900	345×173×212/233	B0	0	27,9	36/48	H
116125	62512	TR12H	125	62512	800	345×173×263/284	B0	0	31,9	24/36	H
486912	63530	TR13A	135	A	850	513×189×194/220	B0	3	36,4	24/35	H, HD
487912	63544	TR13M	135	MAC110	850	509×175×182/208	B3	3	34,3	24/40	H, HD
519912	64323	TR14M	143	MAC143	950	509×218×184/210	B3	3	39,4	21/35	H, HD
489912	65048	TR15M	150	MAC110	1000	509×175×182/208	B3	3	36,9	24/40	H, HD
496912	67018	TR17	170	B	1050	512×223×194/220	B0	3	43,7	21/28	H, HD
497912	67019	TR17R	170	B	1050	512×223×194/220	B3	4	43,7	21/28	H, HD
490912	68032	TR18	180	B	1100	512×223×194/220	B0	3	45,0	21/28	H, HD
275912	69032	TR19	190	B	1200	512×223×194/220	B0	3	45,0	21/28	H, HD
491912	70032	TR20B	200	B	1200	512×223×194/220	B0	3	45,8	21/28	H, HD
492912	70027	TR20C	200	C	1200	518×273×214/240	B0	3	53,8	18/24	H, HD
604912	72527	TR22	225	C	1300	518×273×214/240	B0	3	57,2	18/24	H, HD
100712	6TN	TR10D7	100	D7	720	282×269×208/230	B0	2	31,5	24/36	H, HD
101712	6TLD	TR12D7	125	D7	900	282×269×208/230	B0	2	34,3	24/36	H, HD

TAB Polar S is a battery produced using Ca/Ca expanded metal technology.  
 TAB Polar S is real all rounder offering excellent power, capacity, cold start performance and reliability.  
 This is high quality product for vehicles of every class.

- + Higher starting capabilities
- + Reliable starting at extreme climatic conditions



## TAB Polar S

Flooded starter batteries, Ca/Ca technology | CAR batteries



TAB ID	DIN marking	JIS marking (OLD/NEW)	Short code	C20 (Ah)	Box Type	EN (A)	LxWxH (mm)	BHD	Layout	Weight (kg)	PCS/Pallet (EUR/CNT)	Remarks
246835	53520 SMF	NS40ZL SMF/36B20L SMF	S35J	35	53520	300	196x127x205/226	B0	0	9,5	96/128	SMF, H, JIS
246935	53522 SMF	NS40Z SMF/36B20R SMF	S35JX	35	53522	300	196x127x205/226	B0	1	9,5	96/128	SMF, H, JIS
246735	53520 SMF	NS40ZL SMF/36B20L SMF	S35JP	35	53520	300	196x134x205/226	B01	0	9,5	96/128	SMF, H, JIS
246044	54402 SMF		S44	44	L1B	360	207x175x175	B13	0	10,7	60/120	SMF, H
246144	54403 SMF		S44X	44	L1B	360	207x175x175	B13	1	10,7	60/120	SMF, H
246045	54502 SMF		S45	45	L1B	420	207x175x175	B13	0	11,3	60/120	SMF, H
246050	55010 SMF		S50H	50	L1	450	207x175x190	B13	0	12,4	60/100	SMF, H
246145	54520 SMF	NS60LS BHD/-	S45J	45	53520	400	196x134x205/226	B01	0	10,5	72/96	SMF, H, JIS
246545	54522 SMF	NS60S BHD/-	S45JX	45	53522	400	196x134x205/226	B01	1	10,5	72/96	SMF, H, JIS
246845	54523/84 SMF	NS60LS SMF/46B24LS SMF	S45JA	45	54523/84	400	237x127x205/226	B0	0	11,9	72/96	SMF, H, JIS, A
246945	54524/51 SMF	NS60S SMF/46B24RS SMF	S45JAX	45	54524/51	400	237x127x205/226	B0	1	11,9	72/96	SMF, H, JIS, A
246855	55523/84 SMF		S55JA	55	54523/84	540	237x127x205/226	B0	0	13,7	72/96	SMF, H, JIS, A
246755	55524/51 SMF		S55JAX	55	54524/51	540	237x127x205/226	B0	1	13,7	72/96	SMF, H, JIS, A
246055	55509 SMF		S55	55	L2B	500	242x175x175	B13	0	13,5	57/108	SMF, H
246155	55508 SMF		S55X	55	L2B	500	242x175x175	B13	1	13,5	57/108	SMF, H
246060	56009 SMF		S60	60	L2B	550	242x175x175	B13	0	14,0	57/108	SMF, H
246062	56008 SMF		S60H	60	L2	600	242x175x190	B13	0	14,4	57/90	SMF, H
246860	56068 SMF	N50ZL SMF/55D23L SMF	S60J	60	56068	600	230x172x200/220	B01	0	14,9	60/90	SMF, H
246960	56069 SMF	N50Z SMF/55D23R SMF	S60JX	60	56069	600	230x172x200/220	B01	1	14,9	60/90	SMF, H
246865	56568 SMF		S65J	65	56068	650	230x172x200/220	B01	0	15,4	60/90	SMF, H
246965	56569 SMF		S65JX	65	56069	650	230x172x200/220	B01	1	15,4	60/90	SMF, H
246073	57309 SMF		S73	73	L3B	630	278x175x175	B13	0	15,9	48/80	SMF, H, HD
246074	57412 SMF		S74H	74	L3	680	278x175x190	B13	0	17,4	48/80	SMF, H, HD
246174	57413 SMF		S74HX	74	L3	680	278x175x190	B13	1	17,4	48/80	SMF, H, HD
246870	57029 SMF	NS70L SMF/65D26L SMF	S70J	70	57029	700	269x173x198/218	B9	0	16,8	48/80	SMF, H
246770	57024 SMF	NS70 SMF/65D26R SMF	S70JX	70	57024	700	269x173x198/218	B9	1	16,8	48/80	SMF, H
246875	57529 SMF		S75J	75	57029	740	269x173x198/218	B9	0	17,1	48/80	SMF, H
246775	57524 SMF		S75JX	75	57024	740	269x173x198/218	B9	1	17,1	48/80	SMF, H
246092	59220 SMF		S92	92	L5B	850	353x175x175	B13	0	21,1	36/72	SMF, H, HD
246192	59221 SMF		S92X	92	L5B	850	353x175x175	B13	1	21,1	36/72	SMF, H, HD
246492	59944 SMF		S99H	99	L5	850	353x175x190	B13	0	21,6	36/60	SMF, H, HD
246895	59518 SMF	NX120-7L SMF/105D31L SMF	S95J	95	59518	850	303x174x198/218	B01	0	20,6	42/70	SMF, H
246995	59519 SMF	NX120-7 SMF/105D31R SMF	S95JX	95	59519	850	303x174x198/218	B01	1	20,6	42/70	SMF, H
246005	60518 SMF		S10J	105	59518	900	303x174x198/218	B01	0	21,7	42/70	SMF, H, HD
246305	60519 SMF		S10JX	105	59519	900	303x174x198/218	B01	1	21,7	42/70	SMF, H, HD

**TAB Magic** utilises the latest innovations in Ca/Ca manufacturing technology, providing for the highest cold start performance and superior reliable power as demanded by the latest generation of cars with high energy drain. The SMF lid/cover provides complete roll over spill protection and is entirely maintenance free throughout the batteries life.

- + Sealed cover construction
- + Higher number of plates ensure 30% better starting capabilities
- + The expanded metal technology results in better corrosion resistance and providing a longer life time

- + The level indicator (magic eye) provides an instant status check
- + Explosion protection prevents flame brake-in into the battery
- + Ideal for cars with lots of electrical equipment
- + Battery of highest quality



## TAB Magic

Flooded starter batteries, Ca/Ca technology | CAR batteries



TAB ID	DIN marking	Short code	C20 (Ah)	Box Type	EN (A)	L×W×H (mm)	BHD	Layout	Weight (kg)	PCS per Pallet (EUR/CNT)	Remarks
189054	55401 SMF	M54	54	L1B	510	207×175×175	B13	0	12,3	60/120	SMF, ME, H
189058	55510 SMF	M55H	55	L1	560	207×175×190	B13	0	13,4	60/100	SMF, ME, H
189063	56249 SMF	M62	62	L2B	600	242×175×175	B13	0	14,6	57/108	SMF, ME, H
189065	56649 SMF	M66H	66	L2	640	242×175×190	B13	0	15,0	57/90	SMF, ME, H
189072	57510 SMF	M75	75	L3B	720	278×175×175	B13	0	17,1	48/80	SMF, ME, H, HD
189080	57549 SMF	M75H	75	L3	750	278×175×190	B13	0	17,8	48/80	SMF, ME, H, HD
189085	58514 SMF	M85	85	L4B	800	315×175×175	B13	0	19,0	36/72	SMF, ME, H, HD
189099	60032 SMF	M100	100	L5B	900	353×175×175	B13	0	22,2	36/72	SMF, ME, H, HD
189800	60044 SMF	M100H	100	L5	920	353×175×190	B13	0	22,4	36/60	SMF, ME, H, HD

## TAB Magic Truck

Flooded starter batteries, Ca/Ca technology | TRUCK batteries

TAB ID	DIN marking	Short code	C20 (Ah)	Box Type	EN (A)	L×W×H (mm)	BHD	Layout	Weight (kg)	PCS per Pallet (EUR/CNT)	Remarks
153612	63544 SMF	TM13M	135	MAC110	850	509×175×182/208	B3	3	34,9	24/40	SMF, ME, H, HD
230612	64030 SMF	TM14	140	A	850	513×189×194/220	B0	3	36,8	24/35	SMF, ME, H, HD
154612	65048 SMF	TM15M	150	MAC110	1000	509×175×182/208	B3	3	36,9	24/40	SMF, ME, H, HD
110612	65018 SMF	TM15	150	B	950	512×222×202/229	B0	3	40,4	24/32	SMF, ME, H, HD
111612	67018 SMF	TM17	170	B	1050	512×222×202/229	B0	3	43,7	21/28	SMF, ME, H, HD
112612	70027 SMF	TM20	200	C	1200	513×275×220/247	B0	3	53,8	18/24	SMF, ME, H, HD
126612	72527 SMF	TM22	225	C	1300	513×275×220/247	B0	3	57,2	18/24	SMF, ME, H, HD

# OUR CONTRIBUTION T



TAB Magic EFB Stop & Go batteries are so called Enhanced Flooded Batteries intended for use in vehicles with entry level Start-Stop function. EFB batteries utilize the latest innovations in Ca/Ca flooded battery manufacturing technology, providing for the superior reliable power as demanded by the latest generation of cars with entry level Start-Stop system.

- + MFW fleece on positive plates, preventing active material shedding boast twice as much cyclic capability as standard batteries and can be more discharged without any loss of functionality
- + Improved charge acceptance for recovering energy more quickly during driving phase using special expander with carbon
- + The expanded metal technology results in better corrosion resistance providing a longer life time
- + Sealed cover construction, roll over proof
- + Maintenance free
- + The level indicator (magic eye) provides an instant status check
- + Explosion protection with flame arrestor



## TAB Magic EFB Stop & Go

Flooded starter batteries, Ca/Ca technology | CAR batteries



OEM  
Nano  
SMF

TAB ID	DIN marking	Short code	C20 (Ah)	Box Type	EN (A)	L×W×H (mm)	BHD	Layout	Weight (kg)	PCS per Pallet (EUR/CNT)	Remarks
212060	56088 SMF	SG60	60	L2	580	242×175×190	B13	0	17,0	57/90	SMF, ME, H
212065	56588 SMF	SG65	65	L3B	650	278×175×175	B13	0	18,0	48/80	SMF, ME, H, HD
212070	57088 SMF	SG70	70	L3	680	278×175×190	B13	0	19,5	48/80	SMF, ME, H, HD
212080	58088 SMF	SG80	80	L4	760	315×175×190	B13	0	22,0	36/60	SMF, ME, H, HD
212090	59088 SMF	SG90	90	L5	850	353×175×190	B13	0	25,0	36/60	SMF, ME, H, HD

# LOW CO<sub>2</sub> EMISSIONS

TAB EcoDry AGM Stop & Go batteries are Valve Regulated Lead Acid batteries intended for use in vehicles with enhanced level Start-Stop function with break energy recuperation. VRLA AGM battery is improved lead acid battery to its maximum performance. The battery cells are closed by a pressure relief valve and electrolyte is immobilized in absorbed glass mat (AGM). Plate stacks are kept in the cells under pressure.

The advanced construction of battery leads to improved performance in:

- + Very low water consumption due to internal oxygen recombination,
- + Preventing active material shedding boast more than three times as much cyclic capability as standard batteries and can be more discharged without any loss of functionality
- + Increased cranking power due to better utilization of cell volume by more than 30 %
- + High rate charge acceptance for recovering energy more quickly during driving phase
- + Both side pasting of plates provides better corrosion resistance providing a longer life time
- + No acid stratification like in flooded cells
- + Explosive safe - minimum explosive gasses are produced
- + Vibration resistance and no acid leakage in case of crash



## TAB EcoDry AGM Stop & Go

Flooded starter batteries, Ca/Ca technology | CAR batteries



OEM  
Nano  
AGM

TAB ID	DIN marking	Short code	C20 (Ah)	Box Type	EN (A)	L×W×H (mm)	BHD	Layout	Weight (kg)	PCS per Pallet (EUR/CNT)	Remarks
213060	L2 AGM ED	AG60	60	L2	680	242×175×190	B13	0	18,5	57/90	AGM, H
213070	L3 AGM ED	AG70	70	L3	760	278×175×190	B13	0	21,0	48/80	AGM, H
213080	L4 AGM ED	AG80	80	L4	800	315×175×190	B13	0	24,0	36/60	AGM, H
213090	L5 AGM ED	AG95	95	L5	850	353×175×190	B13	0	27,0	36/60	AGM, H

